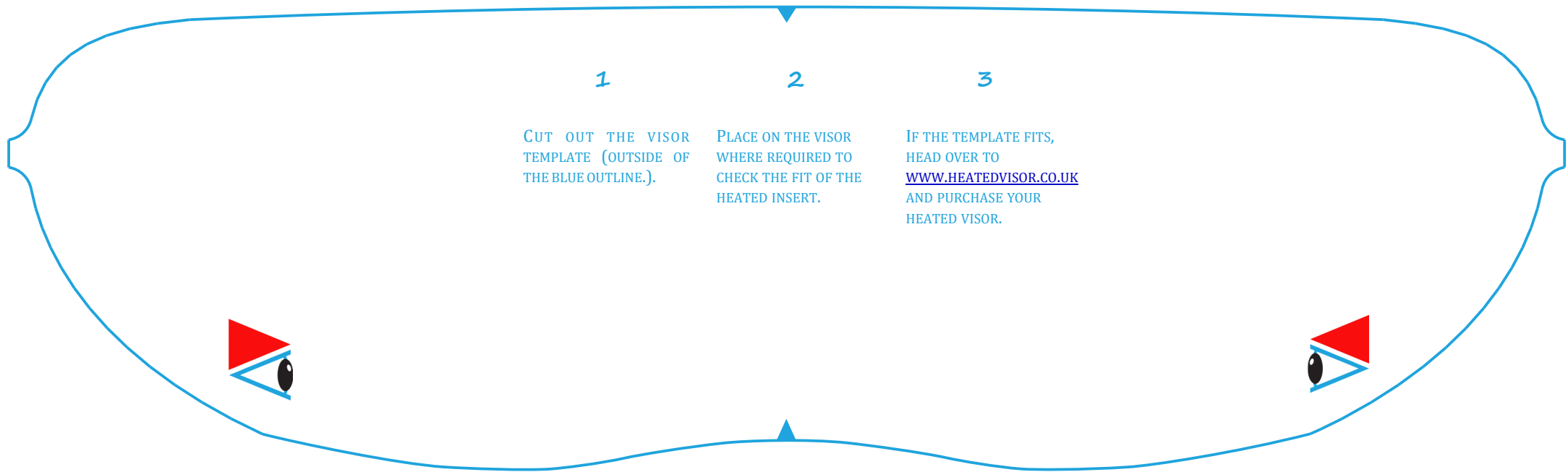


# Enduro Visor Fitting Template



1

CUT OUT THE VISOR  
TEMPLATE (OUTSIDE OF  
THE BLUE OUTLINE.).



2

PLACE ON THE VISOR  
WHERE REQUIRED TO  
CHECK THE FIT OF THE  
HEATED INSERT.

3

IF THE TEMPLATE FITS,  
HEAD OVER TO  
[WWW.HEATEDVISOR.CO.UK](http://WWW.HEATEDVISOR.CO.UK)  
AND PURCHASE YOUR  
HEATED VISOR.

TO BE PRINTED ON A4

	Enduro Visor Fitting Template
	 Cut out-side the line, Template perimeter