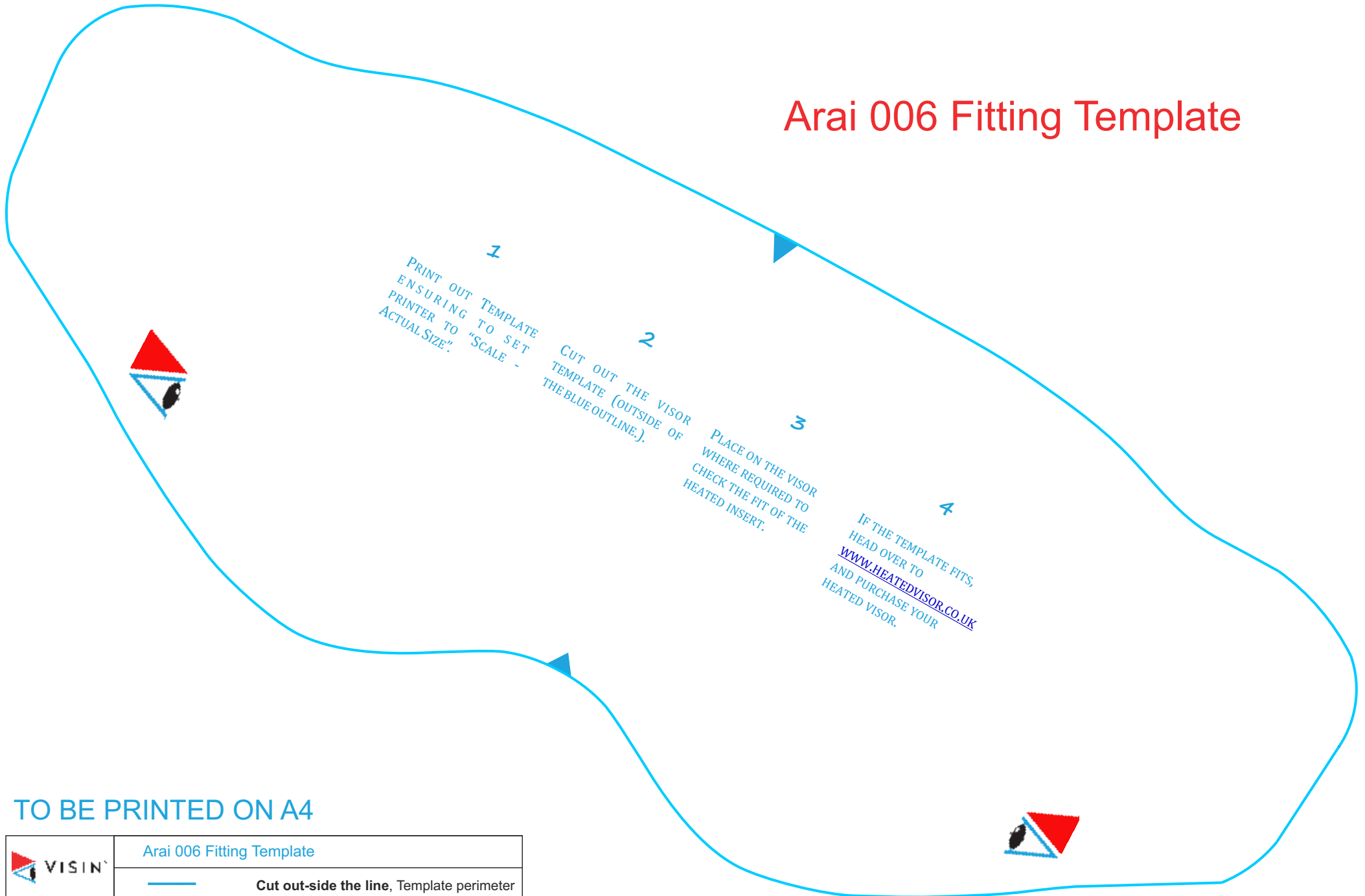


Arai 006 Fitting Template





1
PRINT OUT TEMPLATE
ENSURING TO SET
PRINTER TO SET
ACTUAL SIZE". "SCALE -

2
CUT OUT THE VISOR
TEMPLATE (OUTSIDE OF
THE BLUE OUTLINE.).

3
PLACE ON THE VISOR
WHERE REQUIRED TO
CHECK THE FIT OF THE
HEATED INSERT.

4
IF THE TEMPLATE FITS,
HEAD OVER TO
WWW.HEATEDVISOR.CO.UK
AND PURCHASE YOUR
HEATED VISOR.

TO BE PRINTED ON A4

	Arai 006 Fitting Template
	 Cut out-side the line, Template perimeter